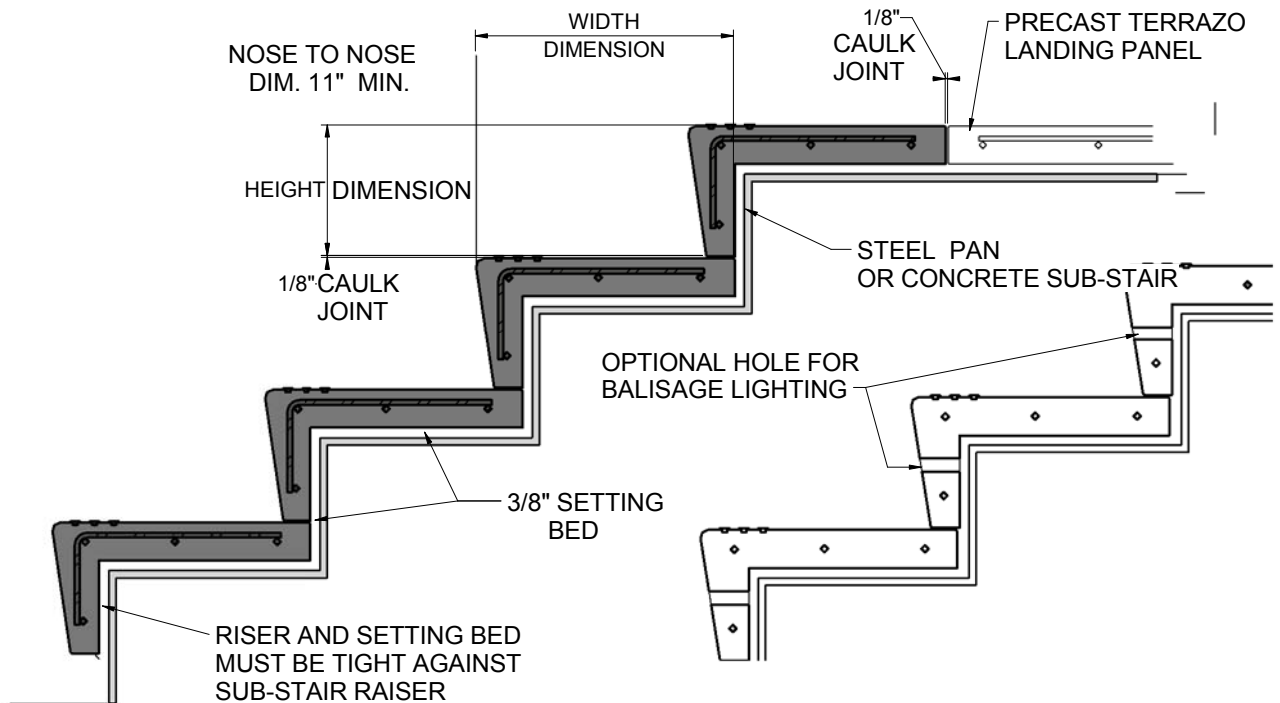


1 SECTIONED TREAD & RISER



2 SECTIONED PARTIAL STAIR

NOTES:

- 1/8" CAULK JOINT BETWEEN TREADS AND STRINGER
- 3/4" STRINGER AVAILABLE
- SETTING BED MUST BE CONTINUOUS UNDER THE ENTIRE LENGTH AND WIDTH OF THE TREAD AND BEHIND THE ENTIRE RISER, FOLLOW SETTING MATERIAL MANUFACTURE'S RECOMMENDATION FOR SETTING BED APPLCATION



Tile: Azzo Tread & Riser on Steel Pan

Scale:


Date: 02/20/2015

Measurement: 16 1/2 x 16 1/2 / 23 3/4 x 23 3/4 / 11 3/4 x 23 5/8

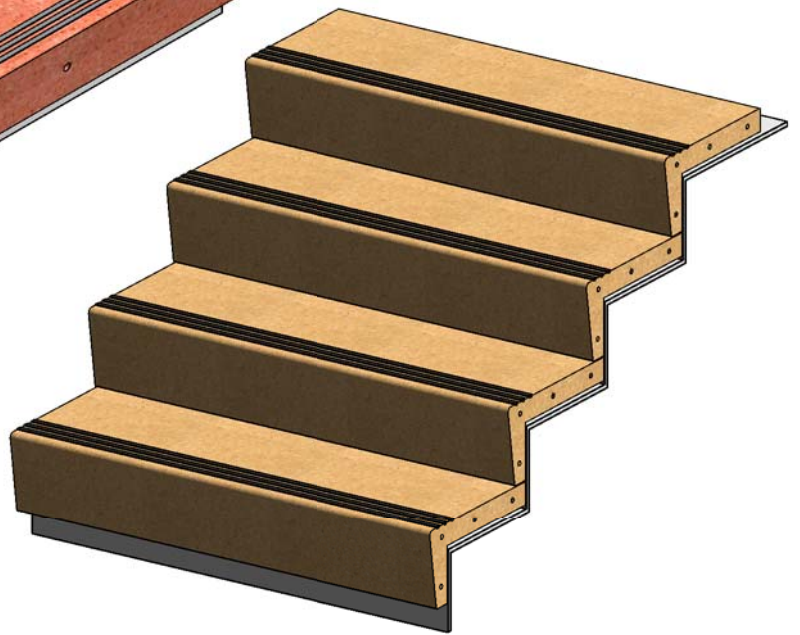
Options:

(201) 731-4249

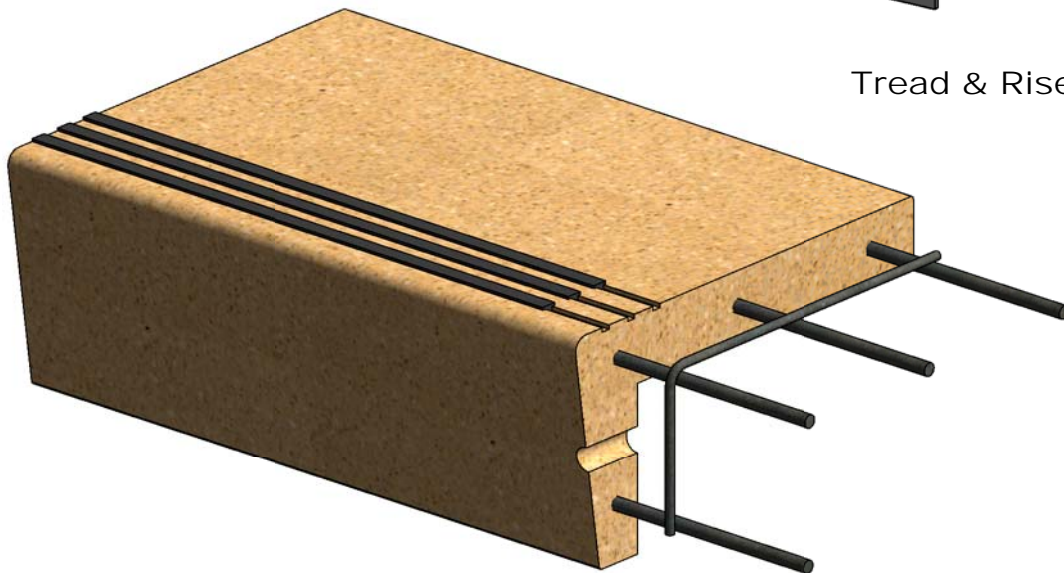
www.azzotile.com



Tread & Riser Hole



Tread & Riser Standard



Tile: Azzo Tread & Riser on Steel Pan

Scale:

Date: 02/20/2015

Measurement: $16\frac{1}{2} \times 16\frac{1}{2}$ / $23\frac{3}{4} \times 23\frac{3}{4}$ / $11\frac{3}{4} \times 23\frac{5}{8}$

Options:

(201) 731-4249

www.azzotile.com